

Believe ~ Learn ~ Grow



Pear Tree Class Phonics Screening Meeting

Thursday 1st February 2024



Ridgeway Farm CE Academy



What do I need to know about the Phonics Screening?

- * It takes place in June for all Year One children and those that didn't pass in Year Two.
- * It isn't scary, the children sit with a known and familiar adult and do some 1:1 reading of a total of 40 real and nonsense words, for 10mins.
- * The scores will be shared with you in their final year report (pass mark has previously always been 32).
- * We have already begun to prepare your children for the assessment.



Believe ~ Learn ~ Grow

Example

* The assessment begins with simple CVC words, real and nonsense and then gradually builds complexity.

* The past papers are available online to practice with.


in

at

beg

sum

ot 

vap 

osk 

ect 

label

vanish

blossom

thankful
























Ridgeway Farm CE Academy



Believe ~ Learn ~ Grow

Sounds within the assessment


















Level 1+ Floppy's Phonics

s  sun	a  apple	t  teddy	p  pan
i  insect	n  net	m  man	d  dog
g  gate	o  octopus	c  cat	k  key
-ck  duck	e  egg	u  umbrella	r  rabbit
h  hat	b  bone	f  fish	-ff  cuff
l  lion	-ll  hill	-le  bottle	-ss  dress

Level 2 Floppy's Phonics

j  jug	v  van	w  web	-x  fox
y  yo-yo	z  zip	-zz  buzz	qu  queen
ch  chick	sh  ship	th  this thumb	-ng  ring
-dge  bridge	-ve  glove	wh  wheel	-cks  ducks
-tch  hatch	-nk  ink		







Level 3 Floppy's Phonics

ai  aim	ee  eel	-igh  knight	oa  goat
-oo  cook	oo  spoon	ar  arm	or  fork
ur  purse	ow  owl	oi  oil can	ear  ear
air  hair	-er  builder	er  herbs	-ue  rescue
-ue  glue	-ure  pure	-ture  picture	

Level 4 Floppy's Phonics

-ay  tray	oy  toy	ea  eat	-ie  pie
ow  bow	ew  newspaper	-ew  screw	ou  mouth
ir  bird	aw  yawn	eer  deer	-are  scarecrow
-ce  dance	-ea  bread	o  onion	-ed  dropped rained

Level 5 split digraphs Floppy's Phonics

a-e  cake	e-e  compete	i-e  ice	o-e  rose
u-e  cube	u-e  flute		



Ridgeway Farm CE Academy

Believe ~ Learn ~ Grow

How can I support my child at home?

- * Daily reading – anything!
- * Using their phonics bookmarks to support knowledge and recapping of sounds previously taught.
- * Encouraging your child to search for digraphs, trigraphs and split digraphs in words before attempting to read.
- * Where they can, encourage your child to dot and dash words as this is allowed within the assessment, if the child chooses to.



Ridgeway Farm CE Academy



Believe ~ Learn ~ Grow

What is the alphabetic code?

Allotting letter symbols for the smallest sounds of speech is the basis for creating a spelling code - enabling us to communicate through writing.

Translating the letter symbols into sounds is the basis for reading.

Graphemes or spelling alternatives
-across the rows

Sounds
- down the left columns as there are fewer sounds than graphemes

Graphemes	Sounds	Graphemes
at	at	at
ad	ad	ad
af	af	af
ap	ap	ap
ax	ax	ax
ay	ay	ay
az	az	az
ba	ba	ba
bd	bd	bd
bf	bf	bf
bp	bp	bp
bx	bx	bx
by	by	by
bz	bz	bz
ca	ca	ca
cd	cd	cd
cf	cf	cf
cp	cp	cp
cx	cx	cx
cy	cy	cy
cz	cz	cz
da	da	da
dd	dd	dd
df	df	df
dp	dp	dp
dx	dx	dx
dy	dy	dy
dz	dz	dz
ea	ea	ea
ed	ed	ed
ef	ef	ef
ep	ep	ep
ex	ex	ex
ey	ey	ey
ez	ez	ez
fa	fa	fa
fd	fd	fd
ff	ff	ff
fp	fp	fp
fx	fx	fx
fy	fy	fy
fz	fz	fz
ga	ga	ga
gd	gd	gd
gf	gf	gf
gp	gp	gp
gx	gx	gx
gy	gy	gy
gz	gz	gz
ha	ha	ha
hd	hd	hd
hf	hf	hf
hp	hp	hp
hx	hx	hx
hy	hy	hy
hz	hz	hz
ia	ia	ia
id	id	id
if	if	if
ip	ip	ip
ix	ix	ix
iy	iy	iy
iz	iz	iz
ja	ja	ja
jd	jd	jd
jf	jf	jf
jp	jp	jp
jx	jx	jx
gy	gy	gy
jz	jz	jz
ka	ka	ka
kd	kd	kd
kf	kf	kf
kp	kp	kp
kx	kx	kx
ky	ky	ky
kz	kz	kz
la	la	la
ld	ld	ld
lf	lf	lf
lp	lp	lp
lx	lx	lx
ly	ly	ly
lz	lz	lz
ma	ma	ma
md	md	md
mf	mf	mf
mp	mp	mp
mx	mx	mx
my	my	my
mz	mz	mz
na	na	na
nd	nd	nd
nf	nf	nf
np	np	np
nx	nx	nx
ny	ny	ny
nz	nz	nz
oa	oa	oa
od	od	od
of	of	of
op	op	op
ox	ox	ox
oy	oy	oy
oz	oz	oz
pa	pa	pa
pd	pd	pd
pf	pf	pf
pp	pp	pp
px	px	px
py	py	py
pz	pz	pz
qa	qa	qa
qd	qd	qd
qf	qf	qf
qp	qp	qp
qx	qx	qx
qy	qy	qy
qz	qz	qz
ra	ra	ra
rd	rd	rd
rf	rf	rf
rp	rp	rp
rx	rx	rx
ry	ry	ry
rz	rz	rz
sa	sa	sa
sd	sd	sd
sf	sf	sf
sp	sp	sp
sx	sx	sx
sy	sy	sy
sz	sz	sz
ta	ta	ta
td	td	td
tf	tf	tf
tp	tp	tp
tx	tx	tx
ty	ty	ty
tz	tz	tz
ua	ua	ua
ud	ud	ud
uf	uf	uf
up	up	up
ux	ux	ux
uy	uy	uy
uz	uz	uz
va	va	va
vd	vd	vd
vf	vf	vf
vp	vp	vp
vx	vx	vx
vy	vy	vy
vz	vz	vz
wa	wa	wa
wd	wd	wd
wf	wf	wf
wp	wp	wp
wx	wx	wx
wy	wy	wy
wz	wz	wz
xa	xa	xa
xd	xd	xd
xf	xf	xf
xp	xp	xp
xx	xx	xx
xy	xy	xy
xz	xz	xz
ya	ya	ya
yd	yd	yd
yf	yf	yf
yp	yp	yp
yx	yx	yx
yy	yy	yy
yz	yz	yz
za	za	za
zd	zd	zd
zf	zf	zf
zp	zp	zp
zx	zx	zx
zy	zy	zy
zr	zr	zr



Ridgeway Farm CE Academy

Believe ~ Learn ~ Grow

Phonics Terminology

* Graphemes (spelling alternatives) are letters or letter groups that are code for the sounds:

e.g. sound /ai/ **a**corn, **ai**d, **pl**ay, **ca**ke, **gr**ey, **sl**eigh, **strai**ght

* The 'sounds' are the 'phonemes', these are the smallest sounds of speech that change the meaning of a word:

e.g. /**b**/ /**oa**/ /**t**/



Ridgeway Farm CE Academy



Believe ~ Learn ~ Grow

Useful Websites

- * BBC Iplayer - Alphablocks
- * Mr Thorne's Phonics (YouTube)
- * www.phonicsplay.co.uk
- * www.oxfordowl.co.uk (using your class login to access books online)
- * www.topmarks.co.uk



Ridgeway Farm CE Academy



Believe ~ Learn ~ Grow

Questions



Ridgeway Farm CE Academy

