



Topic	Science: Living things and their habitats	Theme	Diversity	Year Group	Year 2
-------	---	-------	-----------	------------	--------


What reptiles might live in a hot desert habitat?



This is an ocean habitat.

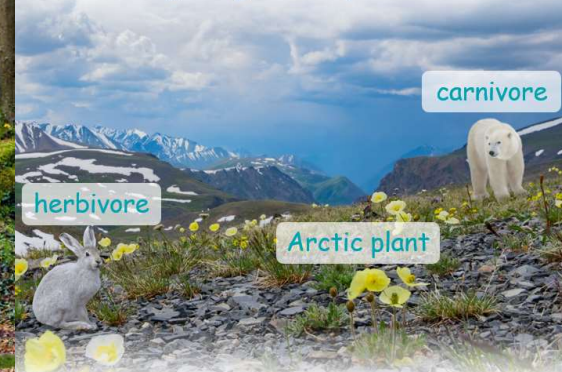


An ocean is a large area of sea water.




Insects, snails, worms and spiders all survive in microhabitats.

Some living things live in polar habitats.



They can survive extremely cold weather.

What are the five animal groups?



What do all animals need to survive?



ladybird



spider



worm



snail



centipede

Prior Knowledge:

Identify and name a variety of common animals including fish, amphibians, reptiles, birds and mammals

Identify and name a variety of common animals that are carnivores, herbivores and omnivores describe and compare the structure of a variety of common animals (fish, amphibians, reptiles, birds and mammals, including pets)

Identify, name, draw and label the basic parts of the human body and say which part of the body is associated with each sense.



Topic

Art sculpture and 3D

Theme

Diversity

Year Group

Year 2

Clay slip	A runny mixture of clay and water, a bit like clay 'glue'
Impress	Pushing objects into a clay surface to make interesting marks
Pinch pot/thumb pot	A simple pot formed by pushing your thumb into a ball of clay
Relief	Three dimensional parts of an artwork that are joined to a flat base
Score	Marking hatched lines into the clay surface
Sculpture	Art in three dimensions; walk all around it to look at it
Surface	The top layer of something

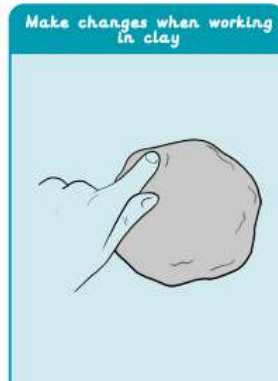
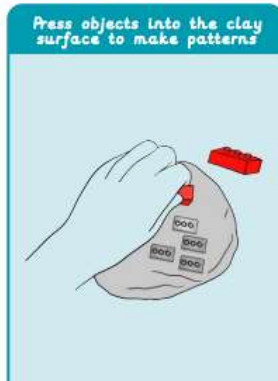
**Artists**

Ranti Bam

Rachel Whiteread

Prior Knowledge:

- Experience of rolling clay
- Experience of making paper sculptures
- Applying paint to 3D art







Topic

DT textiles

Theme

Diversity

Year Group

Year 2

### Textiles - Pouches

Accurate	Neat, correct shape, size and pattern with no mistakes.
Fabric	A natural or man-made woven or knitted material that is made from plant fibres, animal fur or synthetic material.
Knot	A join made by tying two pieces of string or rope together.
Pouch	A small bag made to keep objects safe and to be carried easily.
Running-stitch	A simple style of sewing in a straight line with no overlapping.
Sew	To join or fasten by stitches made using a needle and thread.
Shape	The form of an object.
Stencil	A shape that you can draw around.
Template	A stencil which you use to help you draw a shape more easily on to different materials.
Thimble	A small metal cap to cover and protect your finger when sewing.

### Key facts

Kapow Primary

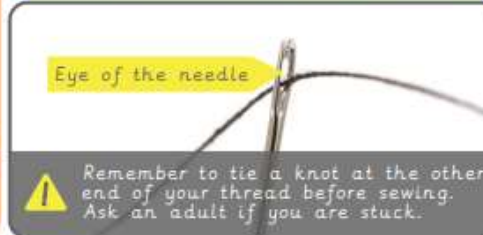
Remember to plan where your stitches will go on the pouch **template**.



When cutting the **template** out, be careful and as **accurate** as possible.



Eye of the needle



Remember to tie a knot at the other end of your thread before sewing. Ask an adult if you are stuck.

Here are some examples of sewn products:



### Success criteria

I can join items using fabric glue or stitching.

I can decorate fabric using different items.

I can evaluate my own designs.





Topic	Computing = - Questioning 2.4	Theme	Diversity	Year Group	2
Key Question	How do we use a pictogram to show information?				

Login: Student1  
 Password: Student1

### Key Vocabulary

#### Binary Tree

A simple way of sorting information into two categories.

#### Field

A single piece of data in a database which makes up a record.

#### Record

An item in a database with a variety of information about a specific entry.

#### Data

A collection of information, used to help answer questions.

#### Pictogram

A diagram that uses pictures to represent data.

#### Search

Looking for specific information. On a database, you can use the 'Find' tool.

### How does a Pictogram show information?

On a pictogram, data is represented by pictures. Pictograms are set out in the same way as bar charts, but instead of bars they use columns of pictures to show the numbers involved.

#### Database

A computerised system that makes it easy to search, select and store information.

#### Question

A sentence written or spoken to find information.

#### Sort

Put things together by features they have in common.

### Key Learning

- To learn about data handling tools that can give more information than pictograms.
- To use yes/no questions to separate information.
- To construct a binary tree to identify items.
- To use 2Question (a binary tree database) to answer questions.
- To use a database to answer more complex search questions.
- To use the Search tool to find information.

### Key Resources



2Count



2Investigate

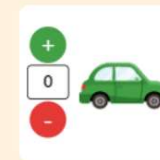


2Question

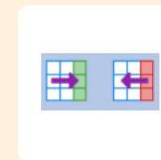
### Key Images



Open, close or share information



Enter data into a pictogram



Add or delete columns in a pictogram



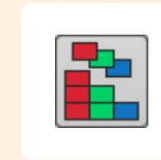
Add a question to sort the information in a binary tree



Give a name to the binary tree



Find information in a database



Sort, group and arrange information in a database





Topic

RE Who is a Muslim part 2 ?

Theme

Diversity

Year Group

Year 2

	<b>Faith</b> – Belief or trust in something.
	<b>Allah</b> – The Arabic word for "God".
<b>1</b>	<b>Shahadah</b> – Muslims believe, "There is no God but Allah, and Muhammad is the messenger of Allah."
	<b>Prophet</b> – A messenger of God.
	<b>Prophet Muhammad</b> – The leader of the Muslim faith. The main messenger of God.
	<b>Leader</b> – Somebody who leads or guides people.
	<b>Inspiring</b> – Encourages somebody to do the right thing.
	<b>Peace</b> – A feeling of quiet and calm.
	<b>PBUH</b> – "Peace Be Upon Him" – A phrase used after the Prophet Muhammad's name to show respect.
	<b>Mosque</b> – A Muslim place of worship.
	<b>Prayer Mat</b> – A mat Muslims pray on to keep themselves clean during worship.
	<b>Water</b> – Used to clean things.
	<b>Wudu</b> – The process of cleaning yourself before prayer, to show respect.
	<b>Qur'an Stand</b> – A wooden stand used to hold the Qur'an, and show respect for this Holy book.
	<b>Minaret</b> – A tall, thin tower on a Mosque that is used for the call to prayer.
	<b>Dome</b> – The rounded roof on top of the Mosque.
	<b>Imam</b> – The leader of worship in a Mosque.

**The Shahadah:**  
The declaration of faith.

أَشْهَدُ أَنْ لَا إِلَهَ إِلَّا اللَّهُ  
وَأَشْهَدُ أَنَّ مُحَمَّدًا رَسُولُ اللَّهِ

"La ilaha illa Allah Muhammad Rasulu Allah"

"There is no god but Allah  
Muhammad is His messenger"

Showing respect to the Prophet  
Muhammad:

**P**ace  
**B**e  
**U**pon  
**H**im

**Famous stories about the Prophet Muhammad (PBUH):**



**Muhammad and the Kittens:**  
Teaches us to be kind to all of Allah's creations.

**The Prophet and the Tiny Ants:**  
Teaches us to stand up for all creatures, no matter how small.


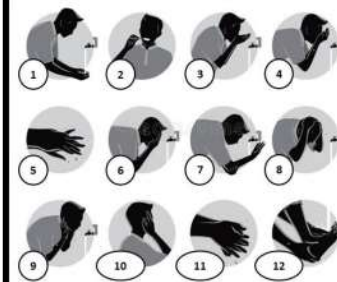


**Prophet Muhammad and the Crying Camel:**  
Teaches us to stand up for what is right, and look after all creatures.


**Bilal the First Muezzin:**  
Teaches us about justice and fairness for all people.



*How Muslims perform Wudu:*



EVEN IF IT IS A WHISPER  
Allah HEARS IT



Dome

Minaret





Topic	Music	Theme	Diversity	Year Group	2
Key Question	How to compare music by the same composer				

### Musical style: Folk

Folk songs are often passed on by generations simply by people singing them. In fact, we don't actually know who wrote most folk songs.

### Vocabulary

**Composition:** An original piece of music that has been created.

**Pulse:** The heartbeat of the music. Sometimes called the 'beat'.

**Melody:** Patterns of different pitches (high and low notes).

**Timbre:** The quality of sound e.g. smooth, scratchy, twinkly.

**Dynamics:** The volume of the music (loud or quiet).

**Rhythm:** Patterns of long and short sounds.

### Instruments




**Compose:** To create or write an original (new) piece of music.




**Notation:** How the music is written down.

**Graphic score:**



**Staff and Letter musical notation:**













Musical notation helps us to 'write' and 'read' the melodies so they won't be forgotten and can be played by others.







Topic	Spanish	Theme	Diversity	Year Group	2
Key Question	How to name animals in Spanish				

Spanish	English	Spanish	English
los animales	the animals	 un mono	a monkey
un	a (masculine)	 un pato	a duck
una	a (feminine)	 un ratón	a mouse
 un caballo	a horse	 un conejo	a rabbit
 un cerdo	a pig	 una oveja	a sheep
 un león	a lion	 una vaca	a cow
 un pájaro	a bird	Soy...	I am ...

**Phonics**

sound in:

- oveja 
- conejo 
- pájaro 

sound in:

- caballo 

&

**accents** Accents indicate the vowel is stressed. As seen in le-ón, pá-ja-ro and ra-tón.

**vocabulary**

10 animals in Spanish



Simple sentences like

**Soy una oveja.**  
I am a sheep.



### What I will learn:

- Objective 1: I will learn 5 animal nouns in Spanish with their correct determiner.
- Objective 2: I will learn 5 more animal nouns in Spanish with their correct determiner.
- Objective 3: I will revise all 10 animals nouns with their determiners in Spanish and start to attempt the spellings.
- Objective 4: I will explore and understand better the role of the indefinite article/determiner in Spanish.
- Objective 5: I will learn how to use the 1<sup>st</sup> person conjugated verb 'soy' (I am) in Spanish.

**grammar**

In this unit we see that there are 2 different words for 'a/an' in Spanish.

un      una

The high-frequency irregular verb 'I am' in Spanish:

**soy**  
I am