

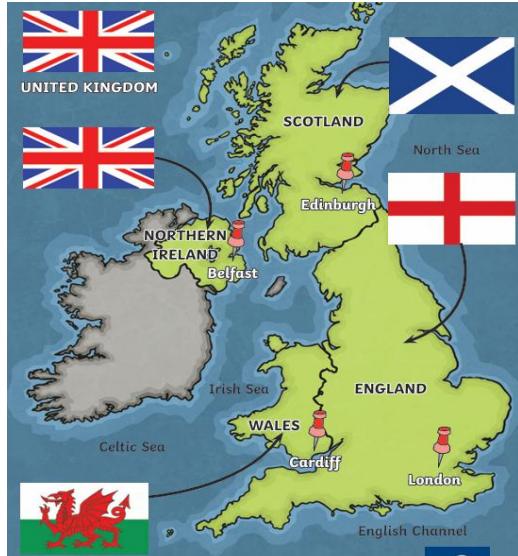


# Ridgeway Farm CE Academy - Knowledge Organiser

Topic	Geography - Exploring the UK	Theme	Explorers	Year Group	1
Key Question	What are some of the UK's amazing features and landmarks?				

## What should I already know?

- Recognise my local environment and places I know (school, town).
- Understand simple map use (finding places, recognising land/water).
- Experience of noticing differences between places (city visit, countryside).



## Key Vocabulary

 United Kingdom	 England	 Scotland	 Wales	 Northern Ireland
 island	 Europe	 Cardiff	 capital city	 London
 Edinburgh	 Belfast	 flag	 sea	 visit



## Key Knowledge

- The UK is made up of 4 countries: England, Scotland, Wales, Northern Ireland.
- The surrounding seas: North Sea, English Channel, Irish Sea, Atlantic Ocean.
- Capital cities: London, Edinburgh, Cardiff, Belfast.
- National symbols: flags and flowers (rose, daffodil, thistle, shamrock).
- London landmarks: Big Ben, Buckingham Palace, Tower Bridge, London Eye.
- Comparison of London (city) with local area (town/village).



# Ridgeway Farm CE Academy - Knowledge Organiser

Topic

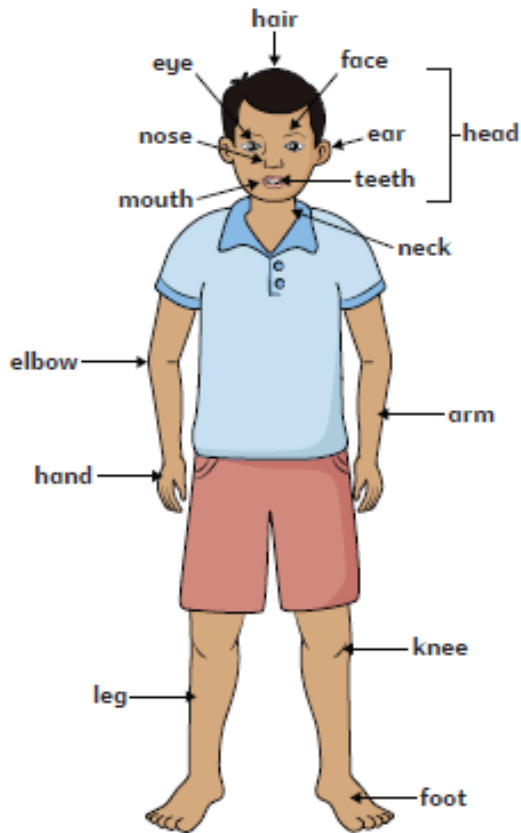
Science - The Human Body

Theme

Explorers

Year Group
















1



## What should I already know?

- Can recognise and point to some body parts (e.g., head, eyes, mouth, hands, feet).
- Have sung or played games involving naming body parts (e.g., "Head, Shoulders, Knees and Toes").
- Understand the difference between self and others (own body vs dolls, peers).

## Key Vocabulary

 hair	 teeth	 nose	 mouth	 ears
 eyes	 face	 foot	 knee	 arm
 leg	 hand	 elbow	 neck	 head

## Key Knowledge

- The human body has different parts with specific names (head, arms, legs, feet, hands, eyes, ears, mouth, nose, teeth).
- We use different parts of the body for the five senses:
  - Eyes = sight
  - Ears = hearing
  - Nose = smell
  - Tongue = taste
  - Skin = touch
- Body parts can be drawn, labelled and identified on ourselves or others.




- objects associated with autumn (e.g. conkers and different coloured leaves)



## Simple Rain Gauge

### You will need:

- Empty 2-litre plastic bottle
- 30cm ruler
- Marker pen
- Sharp scissors
- Sticky tape


















### Instructions

1. Holding the ruler against the plastic bottle, use a marker pen to draw a line on the bottle every centimetre. Make sure you mark on the number of centimetres, too! Do this until you reach 20 centimetres.
2. Carefully (and with an adult's help), use the scissors to pierce a hole in the bottle above the 20cm line.
3. Starting at this hole, cut all the way around the bottle until the top part comes off. Be careful! The plastic edges can be sharp.
4. Add some sticky tape over the rim of both parts of the bottle to protect your hands from the sharp edges.
5. Take the top of the bottle that you have just cut off and put it, upside down, in the top of the bottle.
6. Stand your bottle somewhere sturdy so it doesn't topple over and wait for a rainy day!

## What should I already know?

- Have experienced changes in the weather (rain, sunshine, cold, warm).
- Have noticed that days can be light or dark at different times.
- Seen trees and plants outside at different times of year.
- Familiarity with animals like squirrels, birds, or hedgehogs.

## Key Vocabulary

 record	 hibernate	 tree	 sun	 season
 nest	 leaf	 shadow	 rain	 Autumn
 conker	 cloud	 wind	 weather	 measure

## Key Knowledge

- Autumn is one of the four seasons.
- Weather changes in autumn: cooler, wetter, windier.
- Trees change: leaves change colour, fall to the ground, conkers appear.
- Daylight gets shorter; shadows change during the day.
- Some animals prepare for winter (hibernation, collecting food).
- We can observe, record and measure changes in weather (rain gauge, tally chart, pictogram).




# Ridgeway Farm CE Academy - Knowledge Organiser

Topic	RE	Theme	Explorers	Year Group	1
Key Question	What do Christians believe God is like?				

## What should I already know?

- Experience of family and parent/child relationships (love, care, forgiveness).
- Awareness of saying sorry and forgiving others in school/play.
- Familiarity with the idea of stories having messages or morals (fables, fairy tales).



## Key Vocabulary

 love	 forgive	 found	 lost	 father
 son	 story	 parable	 fair	 powerful
 praise	 God	 thank you	 sorry	 prayer



## Key Knowledge

- Parables are special stories with hidden meanings.
- The story of the Lost Son shows forgiveness and love.
- Christians believe God is like a loving parent - kind, caring, forgiving.
- Christians talk to God through prayer (saying sorry, thank you, asking for help).
- Christians believe God is loving, forgiving, powerful, and fair.



Topic

Art and Design: Mixed media, colour splash

Theme

Explorers

Year Group

1

## Key Vocabulary



hue



mix



pattern



primary colours



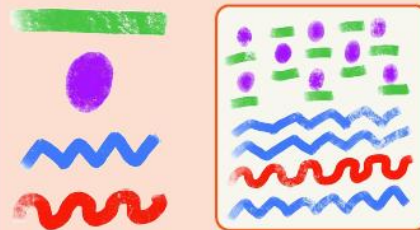
print



secondary colours

## Key Knowledge

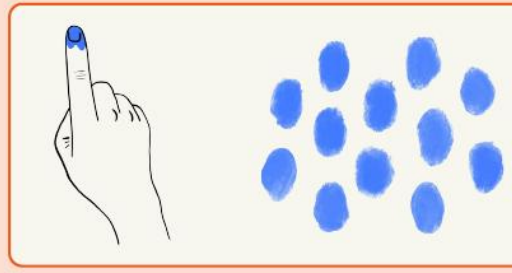
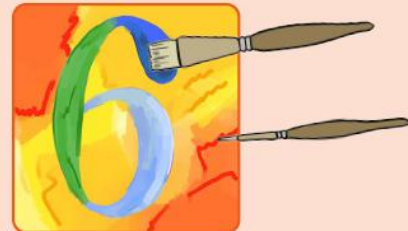
Create patterns by repeating shapes, colours, lines




Create patterns by printing



Different brushes make different marks



Mix secondary colours



### • What should I already know?

- Combining colour paints creates new colours.
- Someone who creates artwork is an artist.
- How to describe colours and textures as they paint.
- How to explore what happens when paint colours mix.



Circle Tree plate design  
By Clarice Cliff



Numbers in colour  
By Jasper Johns  
1958-1959





Topic

Spanish - Las Minibestias

Theme

Explorers

Year Group

1

What should I already know?


### En la selva




Key Knowledge

phonics

ll sound in:  
• Guillermo 

j sound in:  
• abeja 

ñ sound in:  
• araña 

r sound in:  
• Raquel, la rana 

10 minibeasts in Spanish.



Simple instructions in Spanish.



sentaos

vocabulary

What I will learn:

- Objective 1: I will learn how to say 2 of the minibeasts and will learn to follow some instructions in Spanish in preparation for the race.
- Objective 2: I will learn how to say another 2 minibeasts and will learn to follow some instructions in Spanish in preparation for the race.
- Objective 3: I will learn how to say another 2 minibeasts and will learn to follow some instructions in Spanish in preparation for the race.
- Objective 4: I will learn how to say another 2 minibeasts and will learn to follow some instructions in Spanish in preparation for the race.
- Objective 5: I will learn how to say another 2 minibeasts and will learn to follow some instructions in Spanish in preparation for the race.
- Objective 6: I will listen to and watch the story of the sports day race in Spanish and find out who wins!



## Key Vocabulary

### Vocabulary

#### In time

Clapping, dancing, singing or marching at the same speed as the music.

• What should I already know?

- To listen carefully to music and say how it makes me feel.
- To sing songs and rhymes that I know.
- To clap or play to a steady beat.
- To make different sounds with my voice, body, and instruments.
- To make up my own little tunes or rhythms.

## Key Knowledge

### Rhythm

A pattern of long and short sounds.



### Body percussion

You can use your body as an instrument to play in time with the music too.

#### Tapping foot



#### Clicking fingers



#### Clapping



### Pulse

The heartbeat of the music. Sometimes called the 'beat'.



We can clap along in time, we can move our bodies in time, we can march in time to the beat of the music.

### Instruments

#### Untuned percussion



#### Listening to and performing pop songs about friendship.



Pop music usually has a strong pulse which means it is easy to dance 'in time' with the music. It often has a simple melody that is easy to sing along to.



# Ridgeway Farm CE Academy - Knowledge Organiser

Topic

Computing - Introduction to Purple Mash

Theme

Explorers

Year Group

1

## Key Vocabulary

### Alert

A message that lets you know you have something to look at.

### Login

Using a username and password to access a system.

### Password

Letters, numbers and special characters that you type after the username to access an online site. In Purple Mash, this can also be a series of pictures.

### Avatar

A picture to represent someone.

### Logout

Leaving a computer system.

### File Name

The name given to an online piece of work.

### Menu

In a computer program, this is a list of choices you can pick from to do different things.

### Folder

A place on a device or online where you can keep related work files together.

### Scrolling

The action of moving what you can see on the device screen up, down, or sideways to see parts that are not currently visible on the screen.

### Home page

The main page for a website that you use to reach all the other areas.

### Burger menu

A special type of menu you might see on a website or an app. It's called a "burger menu" because it looks like a hamburger with three lines stacked on top of each other. When you click or tap on it, it opens up to show more choices.

### Scrollbar

A feature you find on the side or bottom of a computer window. It's used to move to areas that don't fit all on one screen. By dragging the scrollbar or rolling the wheel on a mouse, you can move up and down (or side to side) to see the rest of the content.

### Icon

The image on a button on a device that helps you to know what it does.

## Key Images



Burger menu



Save



Avatar



Paint Projects



Login screen



Logout

## • What should I already know?

- To use simple technology toys and tools (like tablets, cameras, or toys with buttons).
- To explore apps or programs by tapping, dragging, or clicking.
- To make things happen by pressing buttons or giving simple instructions.
- To know technology is used at home and school (like phones, TVs, computers, tills).
- To talk about what I am doing when I use technology.

## Key Questions

### What is a password?

A password is a secret word or phrase that allows a user to access a website. Passwords are like toothbrushes in that they should not be shared with anyone else.

### What is a digital avatar?


In Purple Mash, an avatar is a picture you create in the software to represent you.

### Where is my work stored on Purple Mash?

In Purple Mash, most of the work you save will be saved in the My Work section of Purple Mash. The only person that can see this work is the teacher and you.

## Key Knowledge

- To login to Purple Mash.
- To know how to start, save and complete 2Dos.
- To open a program from the Tools area.
- To save work.
- To find work in the Work area.



2Dos



alerts



Tools



## Key Vocabulary

### Arrow Keys

A set of keys on a computer keyboard that are used to navigate in different directions: up, down, left, and right.

### Digital Art

A piece of art created using a digital device such as a computer.

### Drag and Drop

The action of clicking on a something on the screen and holding down the mouse button while moving the object to a different place on the screen and then releasing the mouse button to "drop" it.

### Hotspot

An area on a device screen that responds in a particular way to an action that the person using the device performs.

### Touchscreen gestures

Specific movements made by touching a device's screen with one or more fingers. Includes tap, swipe, pinch, spread, long press, rotate.

## • What should I already know?

- To use **simple technology toys and tools** (like tablets, cameras, or toys with buttons).
- To **explore apps or programs** by tapping, dragging, or clicking.
- To **make things happen** by pressing buttons or giving simple instructions.
- To **know technology is used at home and school** (like phones, TVs, computers, tills).
- To **talk about what I am doing** when I use technology.

## Key Knowledge

- To use paint tools to draw a picture.
- To create a jigsaw using a digital device and share it so that others can play.
- To create a placing game in 2DIY.
- To create images and use these to make a game.

### Key Resources



2Paint



Puzzle



Drag



Multi Drag



Placing

### Key Images



Colours



Burger menu



Save



New File



Undo



Share



Line Width



Paint Tools

### Touchscreen gestures



### Arrow keys

